

JaecoFram 1™

Hydraulically Actuated Diaphragm Metering Pumps (0.8 to 56 GPH)



Features/Benefits

- Specially designed for accurate, completely leak-proof metering of difficult-to-handle liquids.
- Separate chambers for hydraulic fluid and gear lubricant make possible the use of the best medium for hydraulic diaphragm pulsing and the best medium for gear lubrication. The results are better pump performance and longer pump life.
- Available in both simplex and duplex models. Field convertible from simplex to duplex.
- Patented, heavy-duty gear reducer system for superior performance.
- Hydraulically actuated diaphragm minimizes diaphragm fatigue.
- Built-in hydraulic relief valve protects the pump.
- Stroke rate easily automated using variable-speed drive.
- Capacity is adjustable while pump is running or idle.
- Capacity is adjustable for a turn-down ratio of 10:1.
- Available with motor or as bare pump.
- Easy-to-read stroke length adjustment dial.
- Available with or without motor..
- No plunger seals to leak or replace.
- Oil bath gear lubrication eliminates the maintenance required by packing grease or auxiliary oil systems.
- Top-mounted lube oil and hydraulic fluid fill ports for easy access.
- Single ball check valve, standard on both suction and discharge side of the pump, provides accurate metering and fast response. Valve ball turns with fluid flow, constantly presenting a new face to the seat, and therefore is self-cleaning.
- Accuracy of $\pm .5\%$ at steady state.
- All units come epoxy painted, completely assembled on a base plate and have been fully tested.

Materials of Construction

Diaphragm: PTFE

Liquid End: 316 Stainless Steel
PVC
Alloy 20
Hastelloy-C



Options

- Double ball check valves with or without spring-loaded balls.
- Double diaphragms with diaphragm rupture detection eliminates process fluid contamination or pump housing damage in the event of a diaphragm rupture.

Motor Options

- Electrical
- Gas
- Air
- Belt-driven

Accessories

- Safety relief valves
- Back pressure valves
- Calibration columns
- Pulsation dampners

Models

Model#	Maximum Capacity ⁽²⁾				Maximum Pressure ^(4, 5)			
	Simplex		Duplex		1/3 HP		1/2 HP	
	GPH	LPH	GPH	LPH	PSIG	Kg/cm ²	PSIG	Kg/cm ²
511-023- ⁽³⁾	0.86	3.26	1.72	6.52	1000	70.3	1200	84.5
511-035-	1.3	4.9	2.6	9.8	1000	70.3	1200	84.5
511-048- ⁽³⁾	1.7	6.4	3.4	12.8	1000	70.3	1200	84.5
511-058-	2.2	8.3	4.4	16.6	1000	70.3	1200	84.5
511-072-	2.7	10.2	5.4	20.4	1000	70.3	1200	84.5
511-086-	3.4	12.9	6.8	25.8	1000	70.3	1200	84.5
511-115-	4.6	17.4	9.2	34.8	1000	70.3	1200	84.5
511-172-	6.9	26.1	13.8	52.2	1000	70.3	1200	84.5
519-023- ⁽³⁾	3.4	12.8	6.8	25.8	500	35.2	675	47.5
519-035-	5.2	19.7	10.4	39.4	500	35.2	675	47.5
519-048- ⁽³⁾	7.2	27.2	14.2	54.6	400	28.1	540	38.0
519-058-	9.0	34.1	18.0	68.2	440	30.9	590	41.6
519-072-	10.9	41.3	21.8	82.6	400	28.1	540	38.0
519-086-	13.7	51.9	27.4	103.8	375	26.4	500	35.2
519-115-	18.5	70.0	37.0	140.0	300	21.1	400	28.1
519-172-	28.0	106.0	56.0	212.0	250	17.6	340	24.0

1. Jaeco model numbers consist of 10 digits. See explanation.

2. Flow rates are for water at 100 PSI. Derate flow by 1.5% for each 100 PSI thereafter.

3. This pump requires an 1140 rpm motor.

4. For plastic construction, maximum pressure is 150 PSI. Maximum temperature is 140°F.

5. For steel construction, maximum temperature is 350°F.

JaecoFram 1 Model #s

A BB - CCC - D E F G - (H)

A — 5 = JaecoFram 1

BB — Plunger Dia.: 11 = 11/16",
19 = 1 3/16"

CCC — Speed in strokes per
minute

D — S = Simplex, D = Duplex

E — Liquid End Material
2 - 316 Stainless Steel
3 - Alloy 20
4 - Hastelloy-C
7 - PVC

F — Diaphragm: T = PTFE

G — Motor Horse Power
2 - 1/3 HP
3 - 1/2 HP
Y - less motor

(H) — Options: Consult factory

How to Order


Determine type of Jaeco pump to use. Select appropriate model from capacity/pressure chart. Or, contact your Jaeco representative with the following information: fluid name, concentration and compatibility; fluid properties – viscosity, temperature, vapor pressure, particle matter size and percent; maximum and minimum operating capacities and type of capacity adjustment required; maximum discharge pressure and minimum available suction pressure; and type of motor drive preferred and available power source. Also include additional pertinent information such as pumping system tolerance for pulsating flow/pressure and liquid's degree of abrasion or corrosion.

Warranty

Jaeco pumps are warranted for three years against defects in parts or workmanship from day of shipment for all parts with the exception of the normal wear items, which are the packing and the check valves. Packing and check valves are warranted for one year from date of shipment.

Shipment

Most JaecoFram pumps can be shipped within 48 hours after receipt of order. If required, spare parts can be shipped the same day when the order is received before noon.



17 Lee Boulevard, Suite D • Malvern, PA 19355-1234

Toll Free: 1-877-778-3456 • Phone: 610-407-7207

Fax: 610-407-7211 • www.jaecofs.com